

AREA AVERAGE PRECIPITATION (mm) AND STANDARDIZED PRECIPITATION INDEX (SPI) PER HYDROLOGICAL REGION

MONTH: OCTOBER 2017

SPI VALUES (According to WMO-No.1090)	
2.0 +	extremely wet
1.5 to 1.99	very wet
1.0 to 1.49	moderately wet
-0.99 to 0.99	near normal
-1.0 to -1.49	moderately dry
-1.5 to -1.99	severely dry
-2 and less	extremely dry

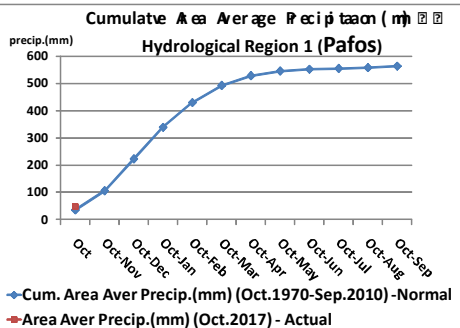
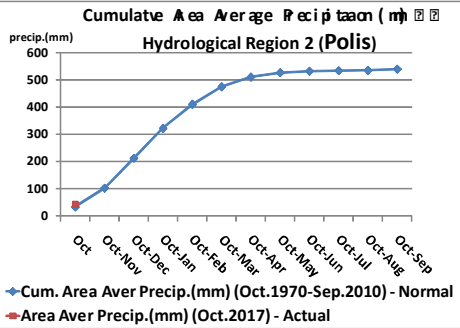
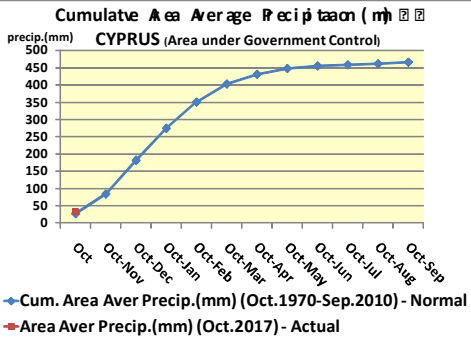
SPI VALUES (According to Karavokyris & Partners)	
0 to -0.99	Mild drought
-1.0 to -1.49	Moderate drought
-1.5 to -1.99	Severe drought
-2 and less	Extreme drought

Hydrological Region	PRECIPITATION (mm)				DRY SPELLS	STANDARDIZED PRECIPITATION INDEX (SPI-n)									
	Actual Precip. (mm)	Normal 1970-2010 (mm)	% of Normal	Deciles		Dry Spells Periods for selected Meteorological Rainfall Stations (Dry days: <=2.0 mm)									
1-Pafos	47.9	34.9	137%	8	094-Asprokremmos	7, 16, 3, 2	0.65	0.45	0.28	-1.01	-0.27	-1.36	-0.67	-1.18	-0.72
2-Polis	43.3	33.9	128%	7	063-Evretou	7, 15, 3, 2	0.54	0.51	0.38	-0.87	0.13	-1.07	-0.29	-1.05	-0.48
3-Morfou	14.7	22.4	65%	6	370-Kapoura	24, 3, 2	-0.12	-0.48	-0.95	-1.48	-0.63	-1.80	-1.03	-1.41	-1.58
6-Lefos i aēi	23.7	20.6	115%	7	565-Politiko	14, 9, 3, 2	0.41	0.08	-0.91	-1.24	-0.64	-1.67	-0.87	-1.13	-1.53
7-Kokkinochoria	13.3	17.4	77%	6	845-Frenaros	24, 2, 3	-0.06	-0.17	0.28	-1.21	-0.93	-1.90	-1.60	-2.12	-2.16
8-Larnaka	29.0	24.4	119%	7	592-Lefara	7, 16, 3, 2	0.43	0.05	-0.39	-1.28	-0.74	-1.75	-0.64	-1.34	-1.61
9-Lemesos	37.7	27.9	135%	8	313-Kouris	4, 19, 2, 2	0.64	0.36	0.07	-0.91	-0.02	-1.23	-0.45	-1.29	-1.19
CYPRUS	32.9	26.8	123%	7			0.50	0.22	-0.17	-1.20	-0.36	-1.58	-0.72	-1.37	-1.27

Note 1 (SPI According to):

Desert Action, IES(Institute for Environment and Sustainability) and JRC (European Commission)

SPI-1 to SPI-3 are indicators for immediate impacts such as reduced soil moisture, snowpack, and flow in smaller creeks
 SPI-3 to SPI-12 are indicators for reduced stream flow and reservoir storage
 SPI-12 to SPI-48 are indicators for reduced reservoir and groundwater recharge



Note 2 (Deciles):

- 1 = Very Much Below Average, Lowest on Record
- 2-3 = Below Average
- 4-7 = Average
- 8-9 = Above Average
- 10 = Highest on Record, Very Much Above Average

